

EY 25% * Fill Vertical Sealing Fittings for Close Turning Radius

Explosionproof, Dust-Ignitionproof, Raintight


For Use with Threaded Rigid Metal Conduit and IMC.

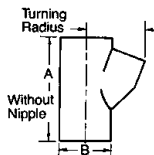
NEC/CEC:

Class I, Division 1 and 2, Groups A◇, B, C, D

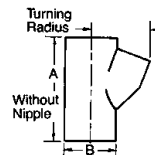
Class II, Division 1 and 2, Groups E, F, G

Class III

	Trade Size (Inches)	Millimeters (Inches)			Kwiko™ A Cement Required Grams (Ounces)	Catalog Number Grayloy™ Iron
		A (Length)	B (Width)	Turning Radius ①		
EY Vertical Sealing Fittings (25% fill)						
Female						
 <p>Female Male</p>	1/2	3-1/4	1-3/16	1-1/8	2	EY-50
	3/4	3-5/8	1-1/4	2-3/8	3	EY-75
	1	4-1/4	1-3/8	2-3/4	5	EY-100
	1-1/4	5-1/16	2-15/16	2	11	EY-125
	1-1/2	5-1/2	2-1/2	3-1/2	19	EY-150
	2	6-1/4	2-1/8	3-15/16	31	EY-200
	Male/Female (Removable Male Nipple)					
	1/2	4-15/16	1-3/16	1-1/8	2	EYM-50
	3/4	5-19/64	2-1/4	1-3/8	3	EYM-75
	1	6-1/32	2-3/8	1-3/4	5	EYM-100
	1-1/4	5-13/16	2	2-5/8	6	EYM-125
	1-1/2	6-1/4	2-1/4	3	9	EYM-150
	2	7	2-3/4	3-5/8	15	EYM-200



Type EY



Type EYM

* Per NEC 501.15(C)(6), seals in Class I, Division 1 and 2 must be limited to conductor fill of 25% of cross sectional area of a rigid metal conduit of the same trade size unless approved for higher percentage fill. See 40% fill sealing fittings.

① Turning radius with cover or plug removed.

◇ Indicates items in the shaded area which are UL Listed for Class I, Groups A, B, C, D; Class II, Groups E, F, G; and Class III.